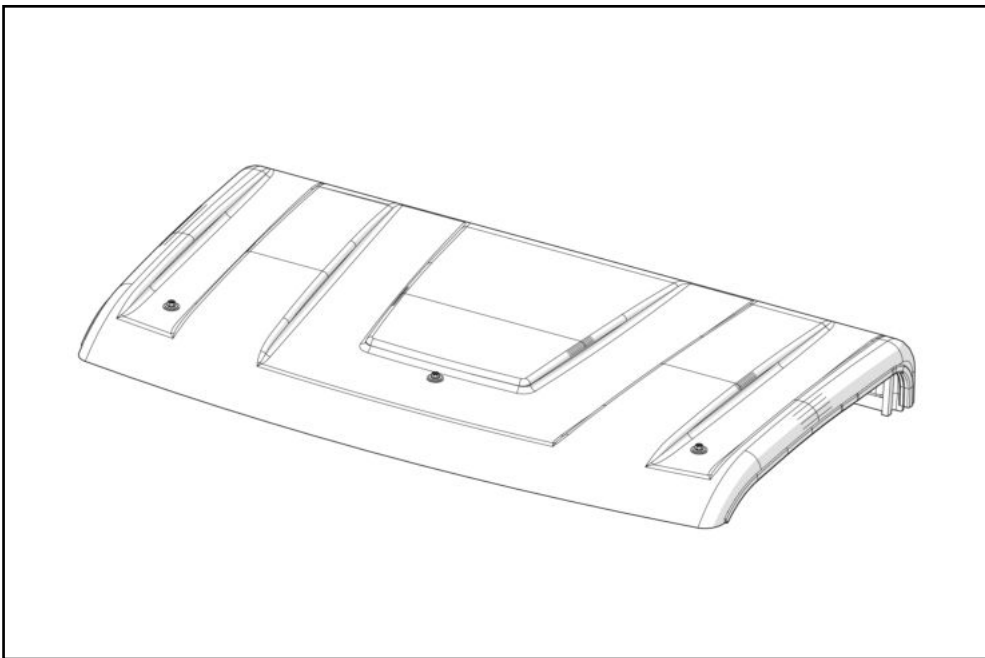




Polaris Ranger 1000 Roof Kit
Kit p/n:1POLXP1000RF
Fits Tractor Models:
POLARIS RANGER 900, XP 900, 1000
& XP 1000



Available Options:

- 1. Door Kit (P/N: 1POLXP1000DR)
- 2. Windshield Kit (P/N: 1POLXP1000WS)
- 3. Rear Panel Kit (P/N: 1POLXP1000RP)
- 4. Front Wiper Kit (P/N 1POLXP1000WK)
- 5. Side View Mirrors (P/N: 9PM5)
- 6. Door Restraint Kit (P/N: 1POLXP1000GS)

Approximate Installation Time *
Experienced Dealer Technician – 15 minutes
Average Dealer Technician – 20 minutes
Do-It-Yourself – 30 minutes

(*=Not including accessories)


Approximate Product Specifications
Weight: 18 lbs.
Cab Width: 57.5 inches

Register your new product quickly online at Curtiscab.com/product-registration/



Curtis encourages all customers to register their Curtis products. However, failure to do so will not diminish right to warranty. Curtis Industries does not sell or share your information with anyone else.

Download a digital copy of your installation instructions online at Curtiscab.com/literature/



Curtis strives to continuously improve our products, technical documentation, etc. Therefore, the installation manual for this product may have been updated after your product was packaged. The latest revision of the installation manual can always be found at the website above.

The contents of this envelope are the property of the owner. Leave with the owner when installation is complete.

KIT INSTALLATION

STEP 2: (KIT INSTALLATION CONT'D)

2.3 Per figure 2.3, install front mounting hardware listed below. Install rubber seal washer against roof then steel washer and screw. Note that the center bolt location may require assistance to tighten down.

<u>Hardware Used</u>	<u>Qty</u>
5/16-18 X 1" Hex Head Flange Screw	3
5/16" X 1" Steel Fender Washer	3
5/16" X 1-1/4" Seal Washer	4

Tools required
1/2" socket and wrench

2.4 Roof kit installation is complete.





Fig. 2.3 (Install front screws, washers & lock nuts)

CARE AND MAINTENANCE

- Check and tighten hardware after 40 hours of operation. Periodically inspect and tighten hardware for the remainder of the unit's life.

POLARIS RANGER 1000 ROOF KIT SERVICE PARTS

RUBBER FOAM, 1/2" X 9/16"	1/2" SIDE BULB WITH 1/4" GRIP
	
9SV-PR43-4	9SV-PR29-15