

John Deere Gator HPX, XUV Factory Cab Replacement Doors p/n: 1GXUVFCRDS

The contents of this manual are the property of the owner.
Be sure to leave with the owner when installation is complete.



APPROXIMATE INSTALLATION TIME: 1/2 hour (not including accessories)

OPTIONS:

- 9LEDW2- Roof Mount 3" x 5" Oval LED Worklight Set
- 9LEDW3- 3" round LED Worklight Set
- 9PH20S30- UTV Heater
- 9LEDS2- Roof Mount LED Strobe Light
- 9LEDD10- Directional LED Swivel Dome Light
- 9PM5- Side View Mirror Kit

BEFORE YOU START:

- Read and understand all instructions before beginning.
- To assist with the door installation, leave all bolts loose for later adjustment unless otherwise specified.
- Begin the bolt engagement by hand to guard against potential cross threading.

SHIPPING DIMENSIONS

- Shipping weight: 170 lbs.
- Shipping dimensions: 65 x 54 x 21

SAFETY INFORMATION:

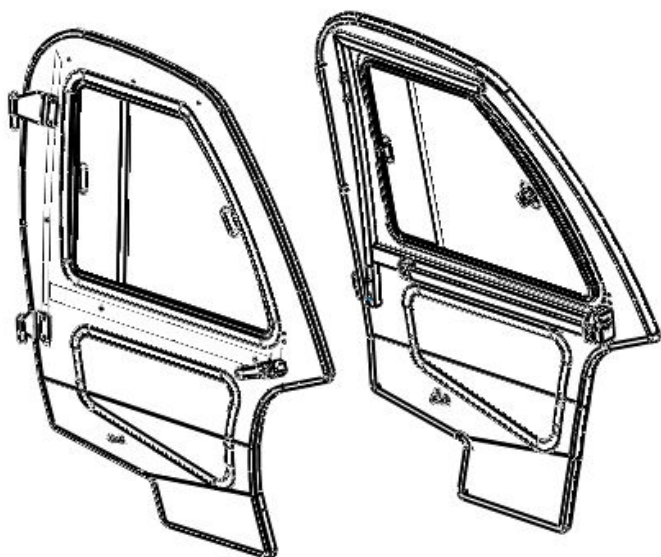
▲ WARNING: Cabs and general accessories add additional weight to the base vehicle. Deduct the accessory's total weight from the vehicle's rated capacity including driver and passenger. Never operate the vehicle outside of its rated weight capacity.

▲ WARNING: Exposure to Carbon Monoxide can cause illness, serious injury or death.
 Never operate vehicle if suspicious of Carbon Monoxide. Inspect exhaust system for leaks monthly. Leaks can result from loose connections, corrosion, cracks or other damage to the exhaust manifold. If leaks are found, repair or replace exhaust system. Do not use vehicle until repair or replacement is complete.

▲ WARNING: Serious injury or death:
 ▲ This door set does not provide protection from flying objects including golf balls.
 • This door set does not provide protection from lightning. When lightning threatens, take cover and do not operate vehicle.

PARTS IN THIS KIT:

8SV-GFCXV07L-B4
 LEFT DOOR, ALUMINUM

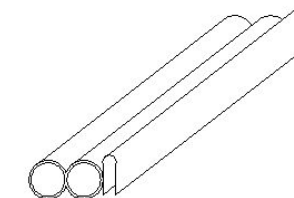


8SV-GFCXV07R-B4
 RIGHT DOOR, ALUMINUM

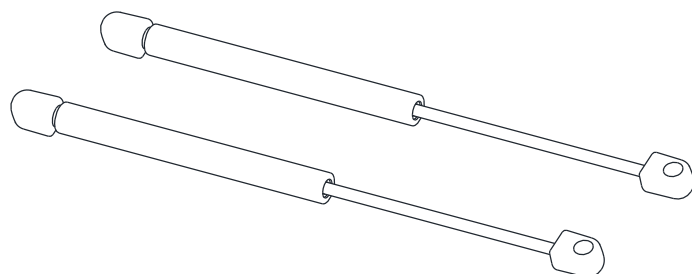
8SV-GFCXV08L-B4
 LEFT STRIKER ASSEMBLY



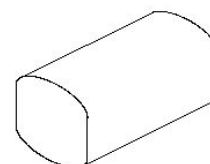
8SV-GFCXV08R-B4
 RIGHT STRIKER ASSEMBLY



9SV-PR41-5
 1-1/2" SIDE BULB RUBBER



9SV-GS02Q
 GAS SHOCKS
 12" with Quick Release Ends
 (set of 2)



9SV-GFCXVRHWK
 HARDWARE KIT

ADDITIONAL SERVICE PARTS:

- **8SV-GFCXVDHL-B4**..Hinge Pin Set, top and bottom left
- **8SV-GFCXVDHR-B4**..Hinge Pin Set, top and bottom right
- **9SV-GS02Q**..... Gas spring, 12" w/Q.R
- **9SV-DL01H-4**.....Keys for Door Handle (2 sets)
- **9SV-DL02**.....Door Latch kit, non-locking w/ grab handle (set of left/right)
- **8SV-SWGFC2L**..Sliding Window, Left, with rubber
- **8SV-SWGFC2R** ..Sliding Window, Right, with rubber
- **8SV-GFCLW-L**.....Lower Window, Left, with rubber
- **8SV-GFCLW-R**.....Lower Window, Right, with rubber
- **9SV-PR38-15** ... 3/4" Side Bulb Rubber, 1/4" grip, 15-Foot Length
- **9SV-GS02A**..... Ball Studs, 10mm (bag of 10)
- **9SV-PR36-15**...Rear Sliding Window Rubber - 15 foot length
- **9SV-IHRL**..... Inside Handle Rotary Latch Kit (includes a left and a right)
- **9SV-OHRL**..... Outside Handle Rotary Latch Kit (set of 2)
- **9SV-DSTRH**.....Door Striker Kit - includes case hardened striker bolt

Tools Required (for adjustments only):

- Ratchet with 1/2" and 10mm sockets.
- 1/2" open-end wrenches
- Two 3/4" open-end wrenches.
- Snips